

30A, 100V Low Forward Voltage Schottky Rectifier


FEATURES

- Trench MOS schottky barrier diode
- Low forward voltage drop
- Low power loss, high efficiency
- High temperature soldering guaranteed: 270°C/10 seconds
- RoHS compliant

MECHANICAL DATA

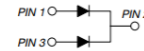
- Case: TO-262L
- Case Material: Molding compound meets UL 94V-0 flammability rating
- Polarity: as marked on case body

TO-262L



RoHS
COMPLIANT

HALOGEN
FREE
AVAILABLE



TYPICAL APPLICATION

General purpose use in AC to DC bridge full wave rectification for SMPS, lighting, adapter, charger, home appliance, office equipment and telecommunication.

MAXIMUM RATINGS

$T_A=25^{\circ}\text{C}$ unless otherwise noted

Parameter	Symbol	Value	Unit
Repetitive Peak Reverse Voltage	V_{RRM}	100	V
Average Forward Rectified Current	$I_{F(AV)}$	30	A
Peak forward surge current (8.3 ms single half sine-wave superimposed on rated load)	I_{FSM}	250	A
Operating Junction Temperature Range	T_J	-55 to +150	$^{\circ}\text{C}$
Storage Temperature Range	T_{STG}	-55 to +150	$^{\circ}\text{C}$

ELECTRICAL CHARACTERISTICS

$T_A=25^{\circ}\text{C}$ unless otherwise noted

Parameter	Test Conditions	Symbol	Value		Unit
			Typ.	Max.	
Forward Voltage@ $I_F=15\text{A}$	$T_A=25^{\circ}\text{C}$	V_F	0.66	0.7	V
	$T_A=125^{\circ}\text{C}$		0.6	0.63	
Reverse Current @ V_{RRM}	$T_A=25^{\circ}\text{C}$	I_R	35	80	μA
	$T_A=125^{\circ}\text{C}$		20	60	mA

30A, 100V Low Forward Voltage Schottky Rectifier

RATINGS AND CHARACTERISTIC CURVES

$T_A=25^\circ\text{C}$ unless otherwise noted

FIG.1: Forward Output Current Derating Curve

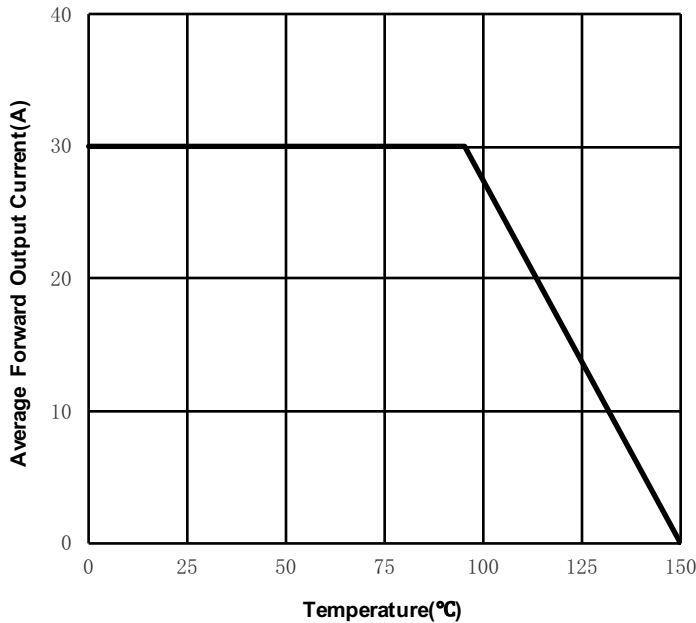


FIG.2: Maximum Non-Repetitive Peak Forward Surge Current

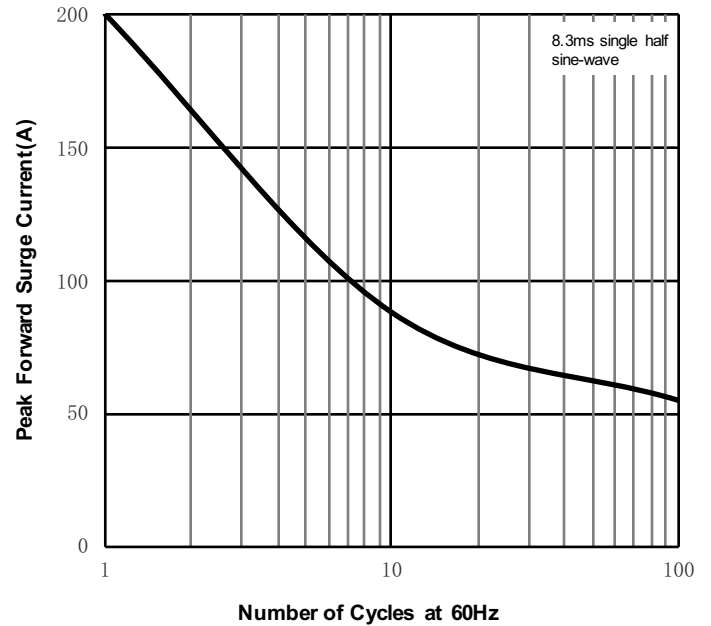


FIG.3: Typical Forward Characteristics

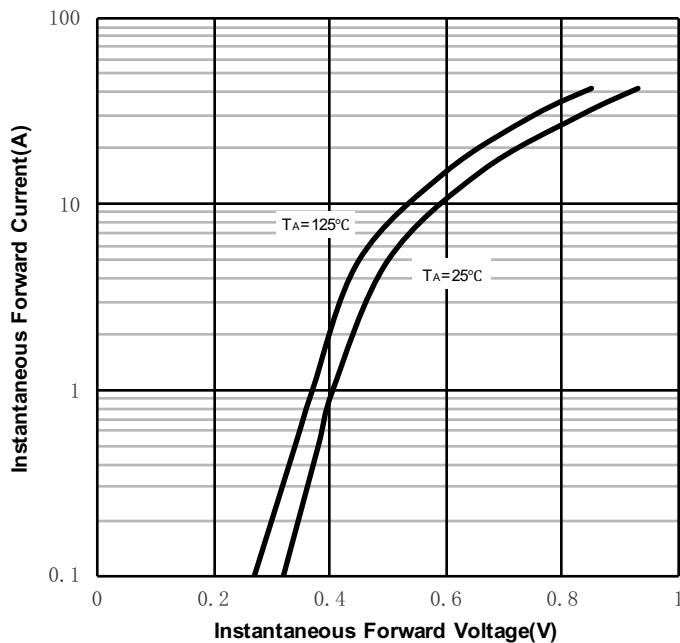
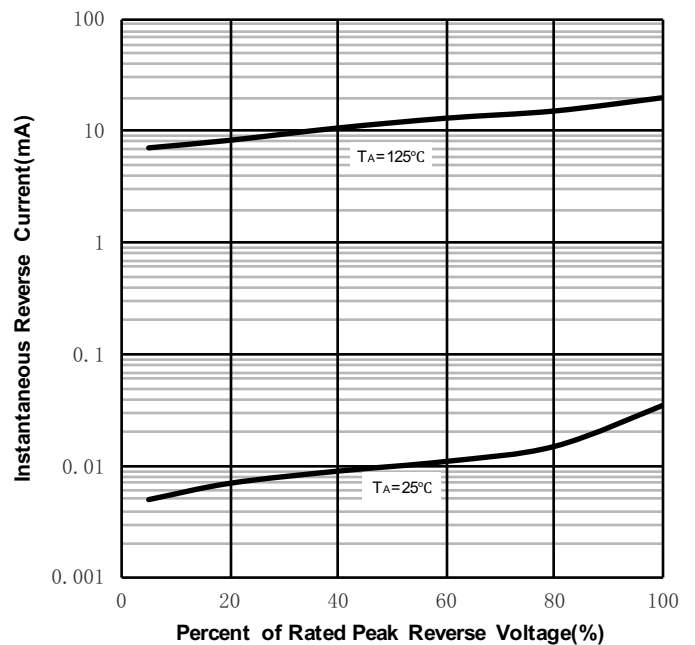
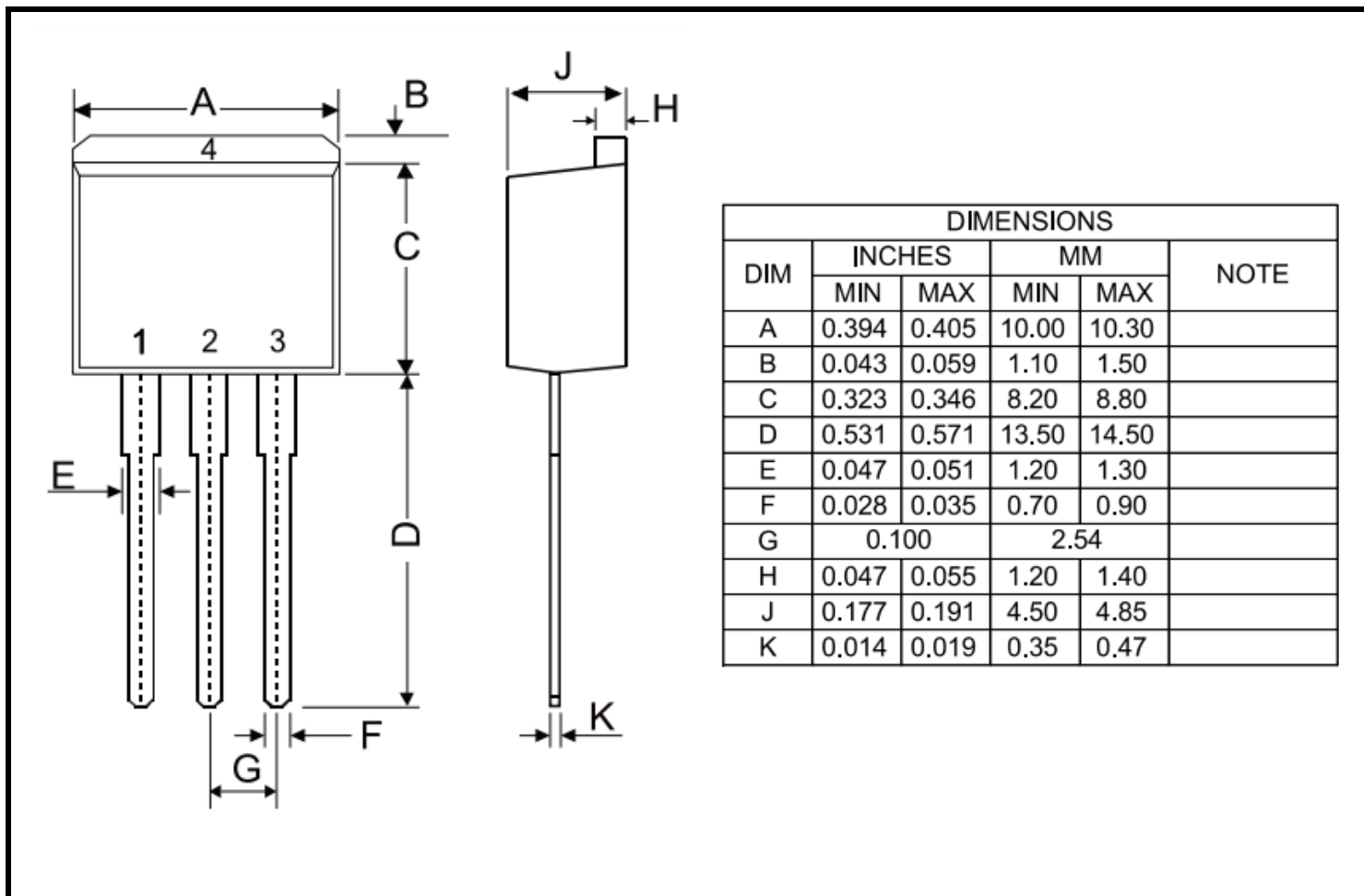


FIG.4: Typical Reverse Characteristics



30A, 100V Low Forward Voltage Schottky Rectifier

PACKAGE OUTLINE DIMENSIONS



PACKING INFORMATION

Package	Tube(PCS)	Inner Box(PCS)	Carton(PCS)
TO-262L	50	1,000	5,000

