


60A, 100V Low Forward Voltage Schottky Rectifiers


FEATURES

- Trench MOS schottky barrier rectifiers
- Low forward voltage drop
- High efficiency, low power loss
- High temperature soldering guaranteed:
 270°C/10 seconds for TO-220AB and ITO-220AB
 260°C/10 seconds for TO-263AB
- RoHS compliant

TO-220AB



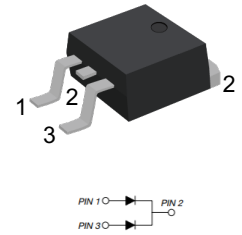
ITO-220AB



RoHS
COMPLIANT

HALOGEN
FREE
AVAILABLE

TO-263AB



MECHANICAL DATA

- Case: TO-220AB, ITO-220AB, TO-263AB
- Case material: molding compound meets UL 94V-0 flammability rating
- Polarity: as marked on case body

P/N	Package
ST60100CT	TO-220AB
ST60100FCT	ITO-220AB
ST60100TA	TO-263AB

TYPICAL APPLICATION

General purpose use in AC to DC bridge full wave rectification for SMPS, lighting, adapter, charger, home appliance, office equipment and telecommunication.

MAXIMUM RATINGS

T_A=25°C unless otherwise noted

Parameter	Symbol	Value	Unit
Repetitive Peak Reverse Voltage	V _{RRM}	100	V
Average Forward Rectified Current	I _{F(AV)}	60	A
Peak Forward Surge Current (8.3 ms single half sine-wave superimposed on rated load)	I _{FSM}	320	A
Operating Junction Temperature Range	T _J	-55 to +150	°C
Storage Temperature Range	T _{STG}	-55 to +150	°C

ELECTRICAL CHARACTERISTICS

T_A=25°C unless otherwise noted

Parameter	Test Conditions	Symbol	Value		Unit
			Typ.	Max.	
Forward Voltage @ I _F =30A	T _A =25°C	V _F	0.7	0.73	V
	T _A =125°C		0.63	0.66	V
Reverse Current @ V _{RRM}	T _A =25°C	I _R	30	70	uA
	T _A =125°C		20	50	mA
Typical Thermal Resistance TO-220AB, TO-263AB ITO-220AB		R _{θJC}	2 4		°C/W

60A, 100V Low Forward Voltage Schottky Rectifiers

RATINGS AND CHARACTERISTIC CURVES

$T_A=25^\circ\text{C}$ unless otherwise noted

FIG.1: Forward Output Current Derating Curve

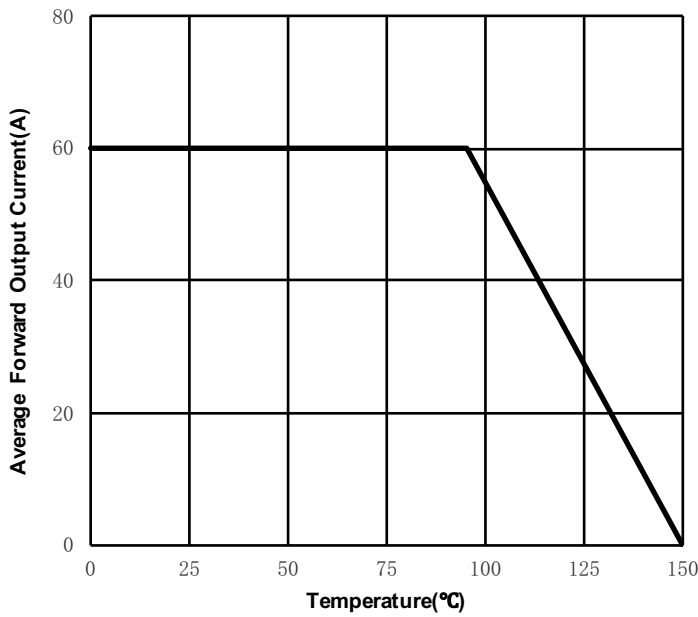


FIG.2: Maximum Non-Repetitive Peak Forward Surge Current

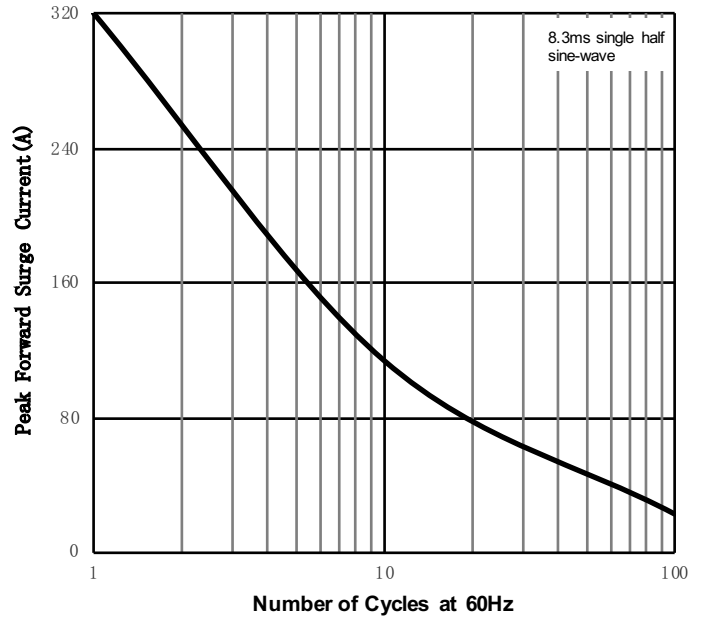


FIG.3: Typical Forward Characteristics

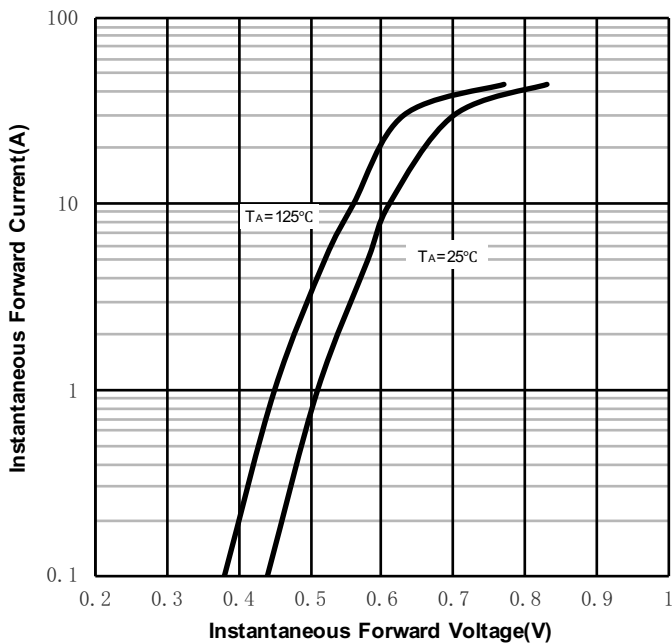
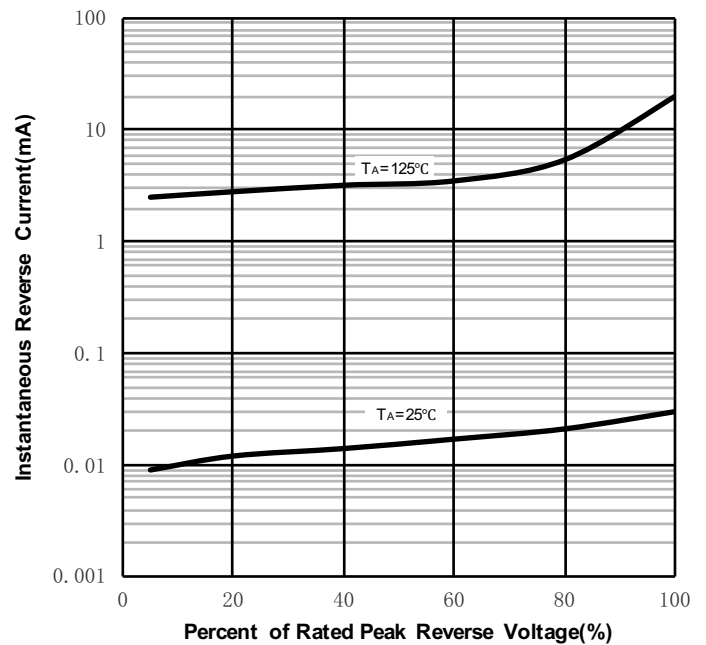


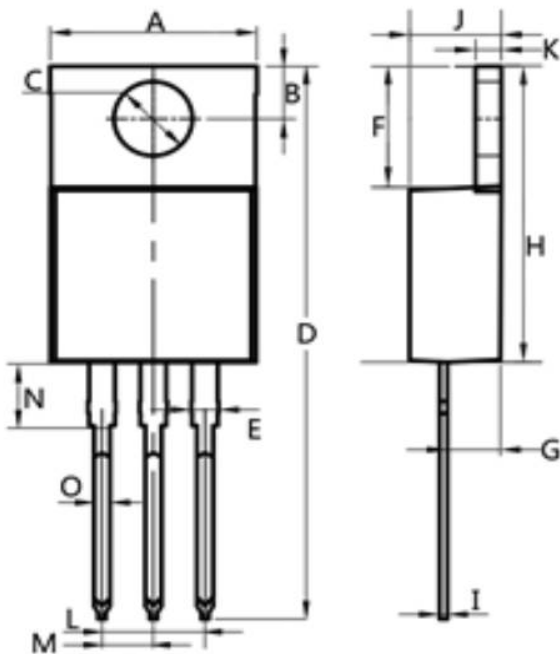
FIG.4: Typical Reverse Characteristics



60A, 100V Low Forward Voltage Schottky Rectifiers

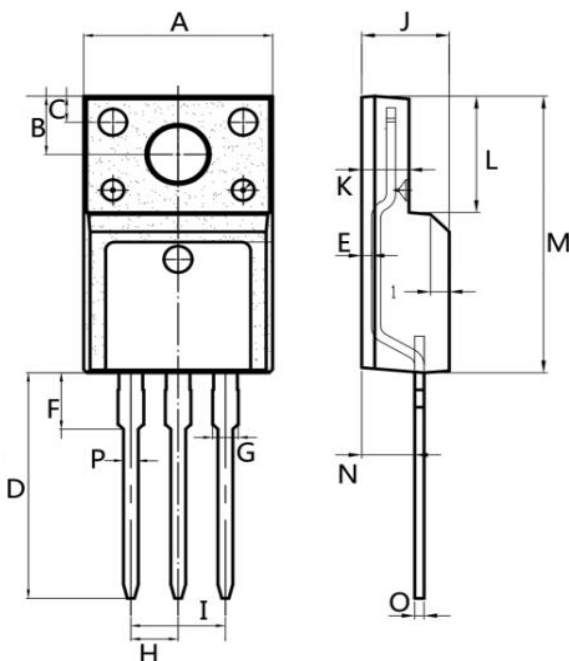
PACKAGE OUTLINE DIMENSIONS

TO-220AB



Dim.	Min.	Max.
A	10.0	10.4
B	2.5	3.0
C	3.5	4.0
D	28.0	30.0
E	1.1	1.5
F	6.2	6.6
G	2.9	3.3
H	15.0	16.0
I	0.35	0.45
J	4.3	4.7
K	1.2	1.4
L	Typ 5.08	
M	Typ 2.54	
N	3.1	3.5
O	0.7	0.9
All Dimensions in millimeter		

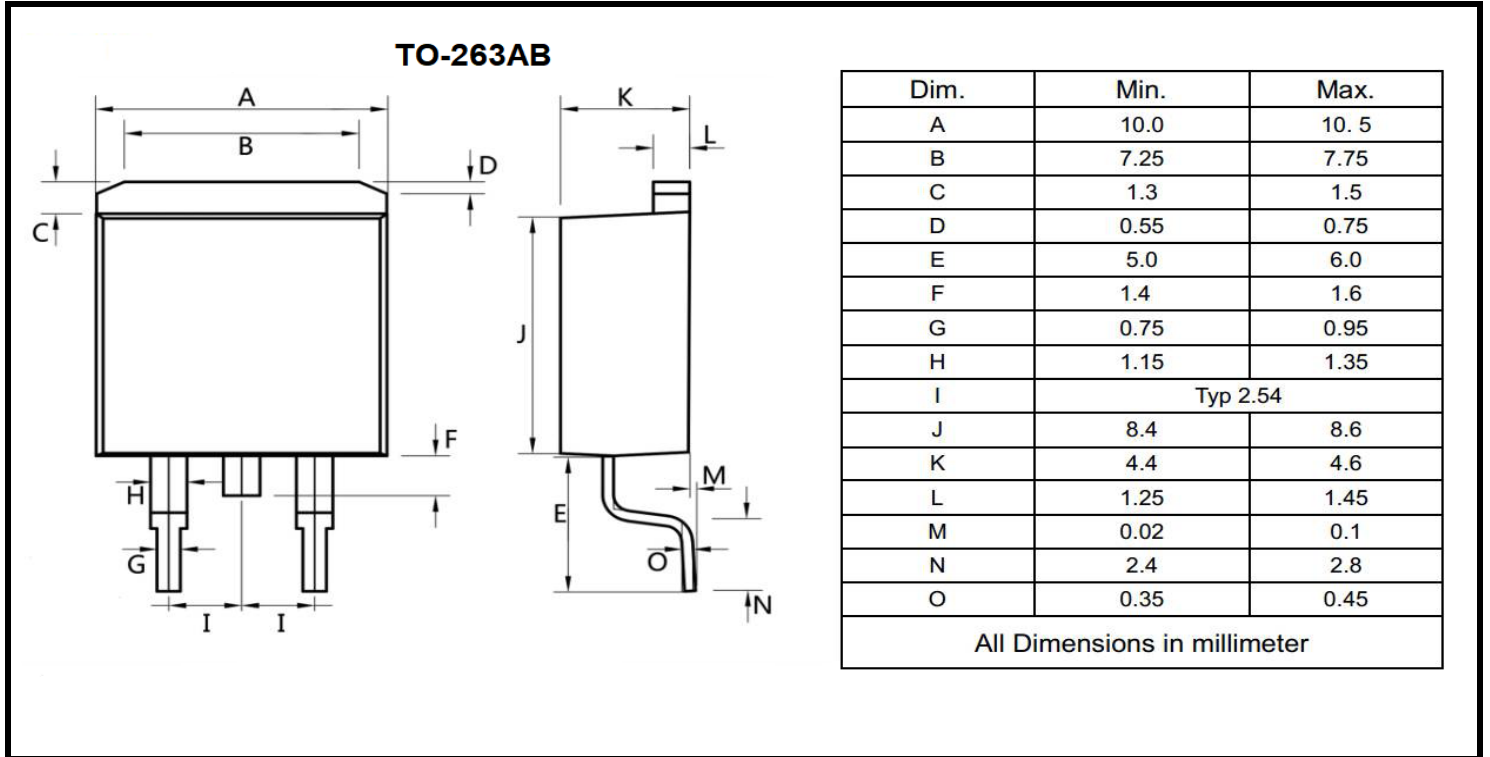
ITO-220AB



Dim.	Min.	Max.
A	9.9	10.3
B	2.9	3.5
C	1.15	1.45
D	12.75	13.25
E	0.55	0.75
F	3.1	3.5
G	1.25	1.45
H	Typ 2.54	
I	Typ 5.08	
J	4.55	4.75
K	2.4	2.7
L	6.35	6.75
M	15.0	16.0
N	2.75	3.15
O	0.45	0.60
P	0.7	0.9
All Dimensions in millimeter		

60A, 100V Low Forward Voltage Schottky Rectifiers

PACKAGE OUTLINE DIMENSIONS



PACKING INFORMATION

Package	Tube(PCS)	Inner Box(PCS)	Carton(PCS)
TO-220AB	50	1,000	5,000
ITO-220AB	50	1,000	5,000
TO-263AB	50	1,000	5,000