

15A, 100V Low Forward Voltage Schottky Rectifiers

FEATURES

- Trench MOS schottky barrier rectifiers
- Low forward voltage drop
- High efficiency, low power loss
- High temperature soldering guaranteed:
270 °C/10 seconds for TO-220AB and ITO-220AB
260 °C/10 seconds for TO-263AB
- RoHS compliant

MECHANICAL DATA

- Case: TO-220AB, ITO-220AB, TO-263AB
- Case material: molding compound meets UL 94V-0 flammability rating
- Polarity: as marked on case body

TYPICAL APPLICATION

General purpose use in AC to DC bridge full wave rectification for SMPS, lighting, adapter, charger, home appliance, office equipment and telecommunication.

MAXIMUM RATINGS

$T_A=25^{\circ}\text{C}$ unless otherwise noted


Parameter	Symbol	Value	Unit
Repetitive Peak Reverse Voltage	V_{RRM}	100	V
Average Forward Rectified Current	$I_{F(AV)}$	15	A
Peak Forward Surge Current (8.3 ms single half sine-wave superimposed on rated load)	I_{FSM}	240	A
Operating Junction Temperature Range	T_J	-55 to +150	°C
Storage Temperature Range	T_{STG}	-55 to +150	°C

ELECTRICAL CHARACTERISTICS


$T_A=25^{\circ}\text{C}$ unless otherwise noted

Parameter	Test Conditions	Symbol	Value		Unit
			Typ.	Max.	
Forward Voltage@ $I_F=5\text{A}$	$T_A=25^{\circ}\text{C}$	V_F	0.5	0.53	V
	$T_A=125^{\circ}\text{C}$		0.45	0.48	
Forward Voltage@ $I_F=15\text{A}$	$T_A=25^{\circ}\text{C}$		0.69	0.72	
	$T_A=125^{\circ}\text{C}$		0.62	0.65	
Reverse Current @ V_{RRM}	$T_A=25^{\circ}\text{C}$	I_R	30	70	uA
	$T_A=125^{\circ}\text{C}$		20	50	mA
Typical Thermal Resistance TO-220AB, TO-263AB ITO-220AB		$R_{\theta JC}$	2		°C/W
			4		

TO-220AB



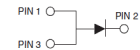

ITO-220AB



RoHS
COMPLIANT

HALOGEN
FREE
AVAILABLE

TO-263AB



P/N	Package
ST15100CT	TO-220AB
ST15100FCT	ITO-220AB
ST15100TA	TO-263AB

15A, 100V Low Forward Voltage Schottky Rectifiers

RATINGS AND CHARACTERISTIC CURVES

$T_A=25^\circ\text{C}$ unless otherwise noted

FIG.1: Forward Output Current Derating Curve

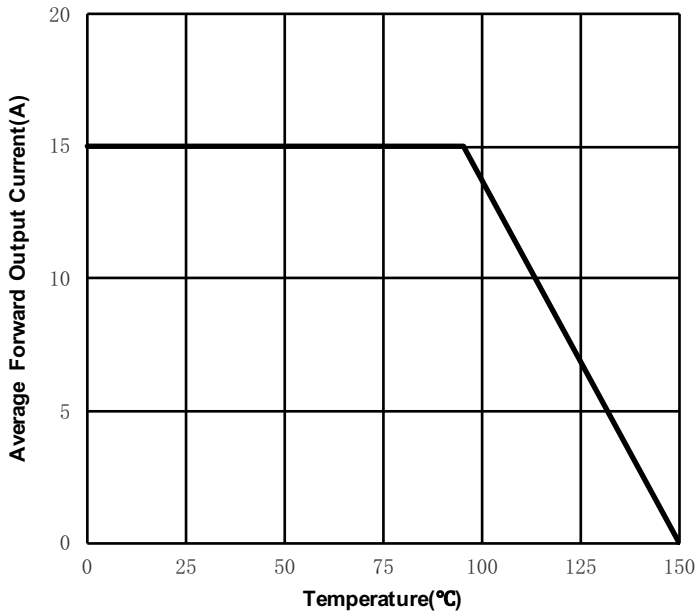


FIG.2: Maximum Non-Repetitive Peak Forward Surge Current

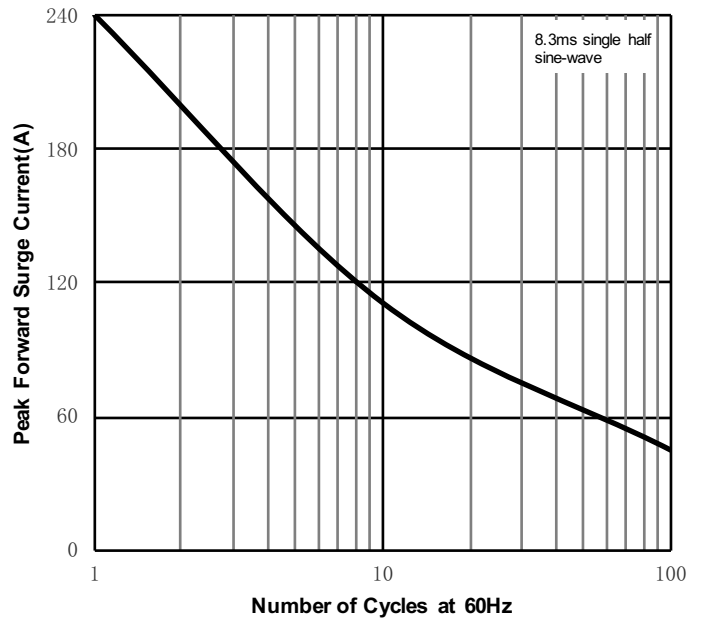


FIG.3: Typical Forward Characteristics

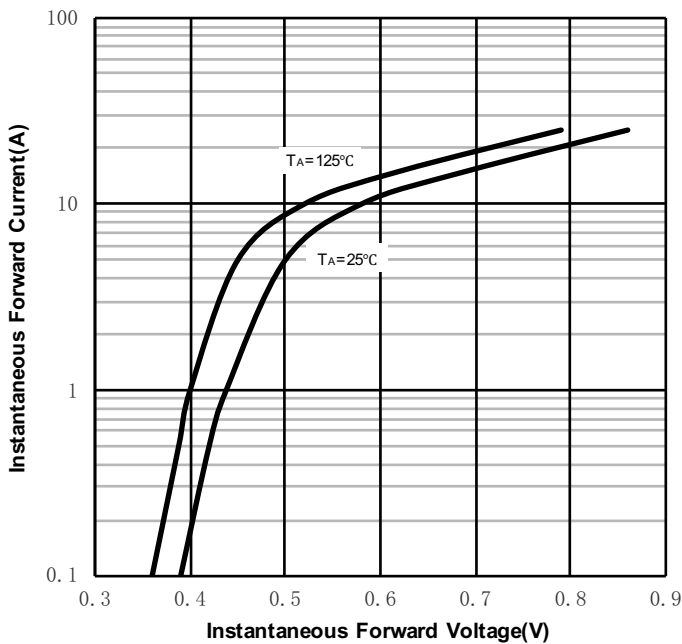
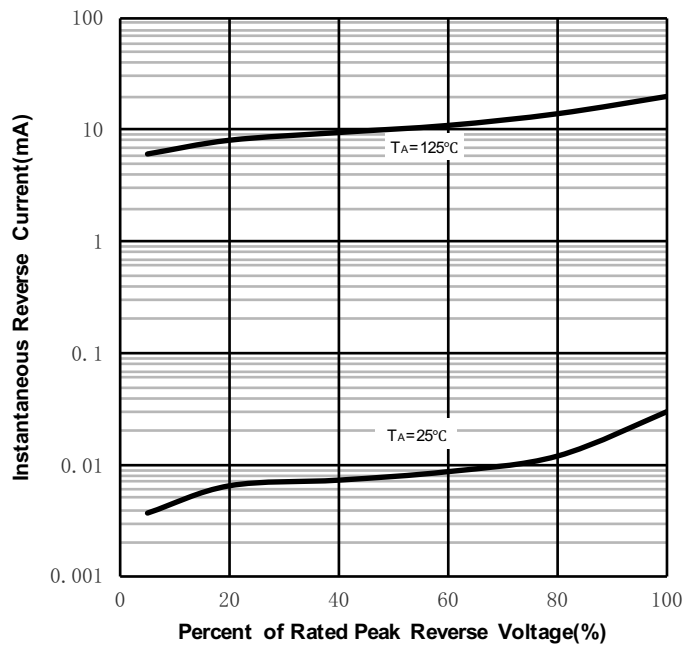


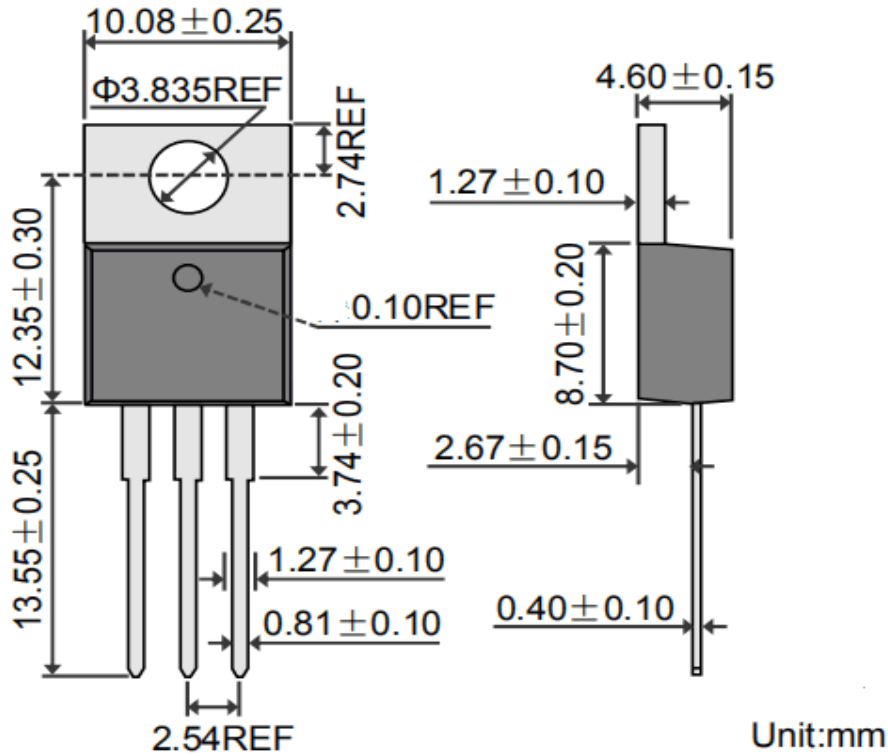
FIG.4: Typical Reverse Characteristics



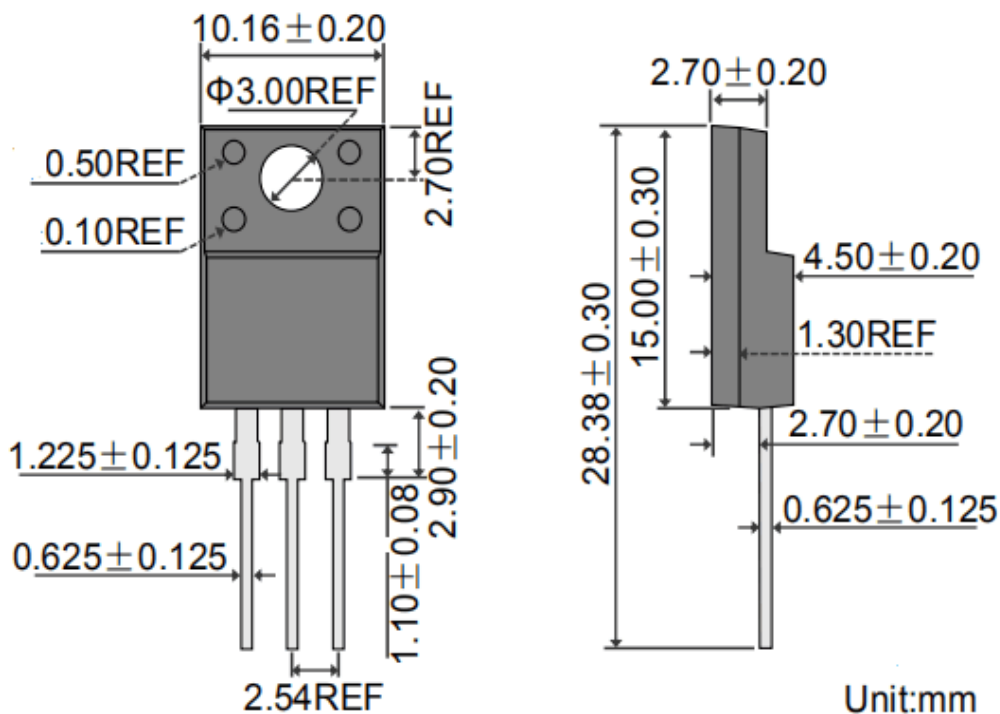
15A, 100V Low Forward Voltage Schottky Rectifiers

PACKAGE OUTLINE DIMENSIONS

TO-220AB

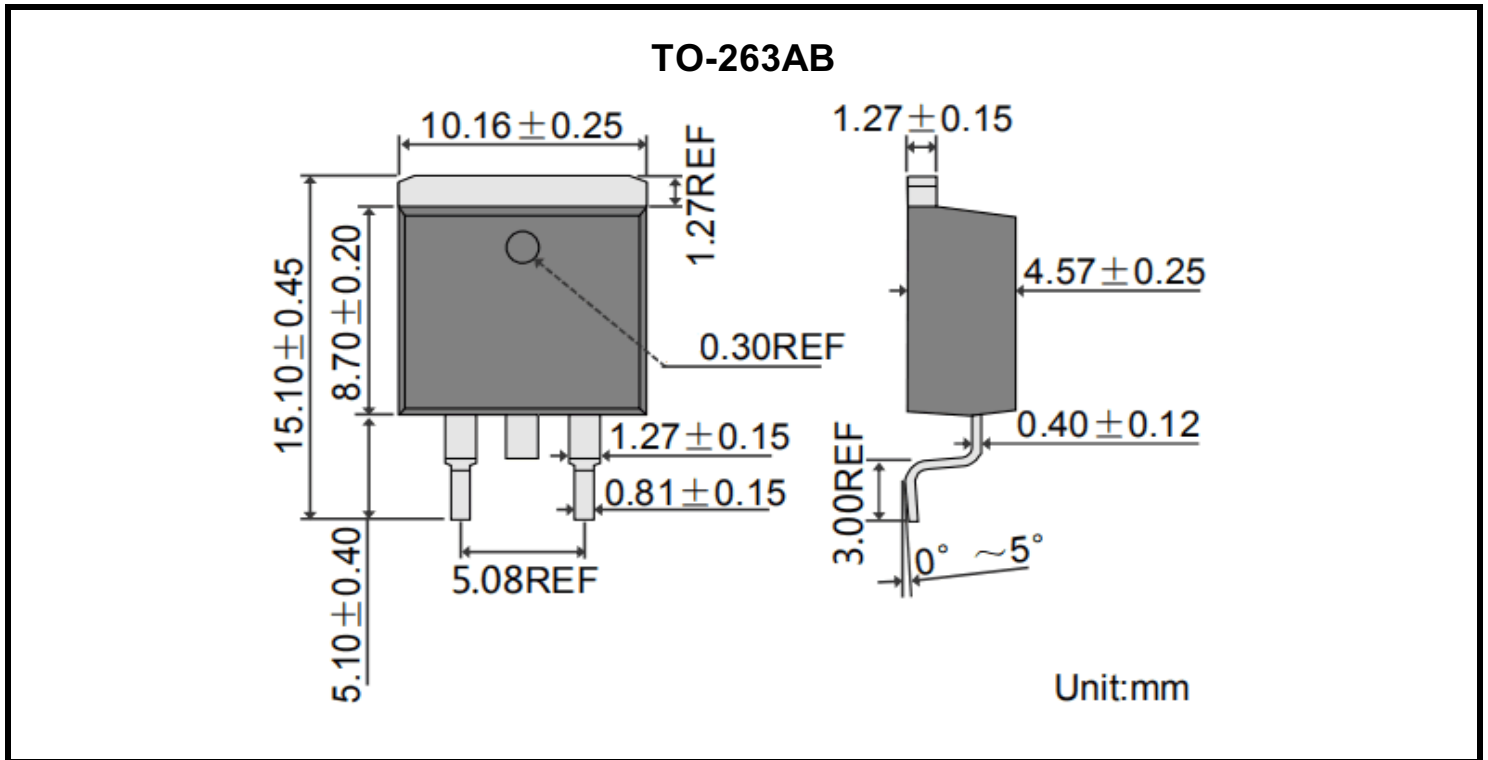


ITO-220AB



15A, 100V Low Forward Voltage Schottky Rectifiers

PACKAGE OUTLINE DIMENSIONS



PACKING INFORMATION

Package	Tube(PCS)	Inner Box(PCS)	Carton(PCS)
TO-220AB	50	1,000	5,000
ITO-220AB	50	1,000	5,000
TO-263AB	50	1,000	5,000