


20A, 1200V SIC Schottky Rectifier

FEATURES

- 1200V schottky rectifier
- Zero reverse recovery current
- Zero forward recovery voltage
- Switching characteristics independent on temperature
- Positive temperature coefficient of forward voltage
- RoHS compliant, halogen free

MECHANICAL DATA

- Case: TO-247-2L
- Case material: molding compound meets UL 94V-0 flammability rating
- Polarity: as marked on case body

TO-247-2L

**RoHS
COMPLIANT**
**HALOGEN
FREE**

TYPICAL APPLICATION

General purpose use in HAVC, SMPS, AC/DC converters, free wheeling diodes in inverter stages.

MAXIMUM RATINGS

$T_J=25^\circ\text{C}$ unless otherwise noted

Parameter	Symbol	Value	Unit
Repetitive Peak Reverse Voltage	V_{RRM}	1200	V
Continuous Forward Current ($T_C=150^\circ\text{C}$)	I_F	20	A
Repetitive Peak Forward Surge Current ($t_p=10\text{ms}, T_C=25^\circ\text{C}$)	I_{FRM}	100	A
Peak Forward Surge Current ($t_p=10\text{ms}, T_C=25^\circ\text{C}$)	I_{FSM}	140	A
Non-repetitive Peak Forward Surge Current ($t_p=10\text{ms}, T_C=25^\circ\text{C}$)	I_{FMAX}	1100	A
Power Dissipation	P_{tot}	272	W
$T_C=110^\circ\text{C}$		118	
Operating Junction Temperature Range	T_J	-55 to +175	$^\circ\text{C}$
Storage Temperature Range	T_{STG}	-55 to +175	$^\circ\text{C}$

ELECTRICAL CHARACTERISTICS

$T_J=25^\circ\text{C}$ unless otherwise noted

Parameter	Test Conditions	Symbol	Value		Unit
			Typ.	Max.	
Forward Voltage @ $I_F=20\text{A}$	$T_J=25^\circ\text{C}$	V_F	1.5	1.8	V
	$T_J=175^\circ\text{C}$		2.2	3.0	
Reverse Current @ V_{RRM}	$T_J=25^\circ\text{C}$	I_R	2	5	μA
	$T_J=175^\circ\text{C}$		20	40	
Total Capacitance	$V_R=0\text{V}, f=1\text{MHz}$	C	2010	-	pF
	$V_R=400\text{V}, f=1\text{MHz}$		120	-	
	$V_R=600\text{V}, f=1\text{MHz}$		97	-	
Total Capacitance Charge	$V_R=400\text{V}$	Q_C	95	-	nC
Capacitance Stored Energy	$V_R=400\text{V}$	E_C	28.6	-	μJ
Thermal Resistance		$R_{\theta JC}$	0.55		$^\circ\text{C}/\text{W}$

20A, 1200V SIC Schottky Rectifier

RATINGS AND CHARACTERISTIC CURVES

FIG.1: Forward Characteristics

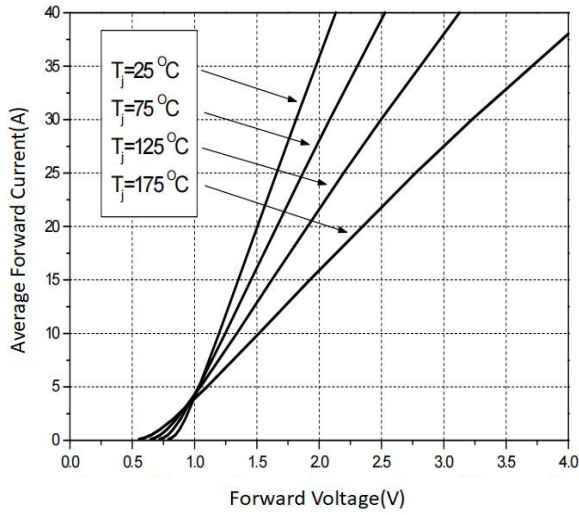


FIG.2: Reverse Characteristics

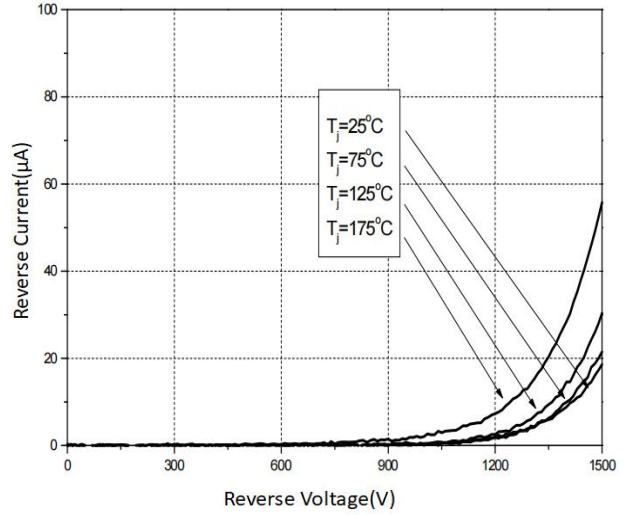


FIG.3: Capacitance Charge vs. Reverse Voltage

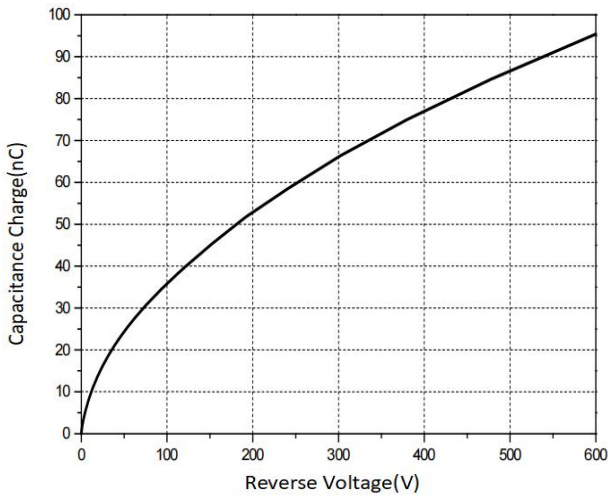


FIG.4: Capacitance Stored Energy

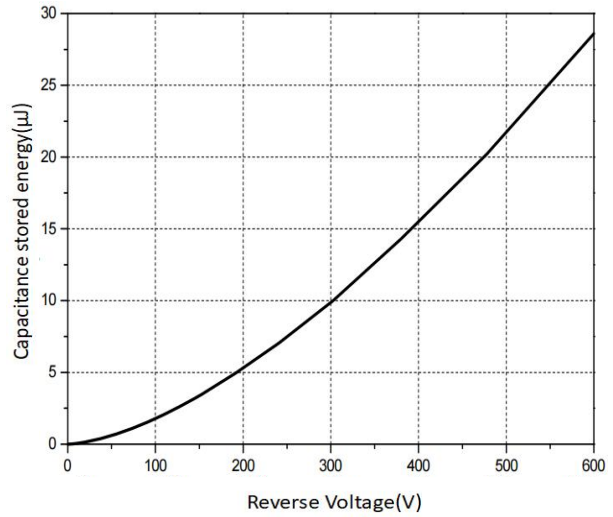


FIG.5: Power Derating

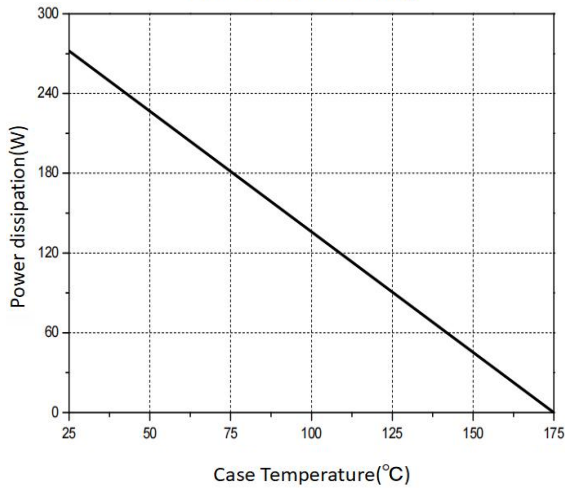
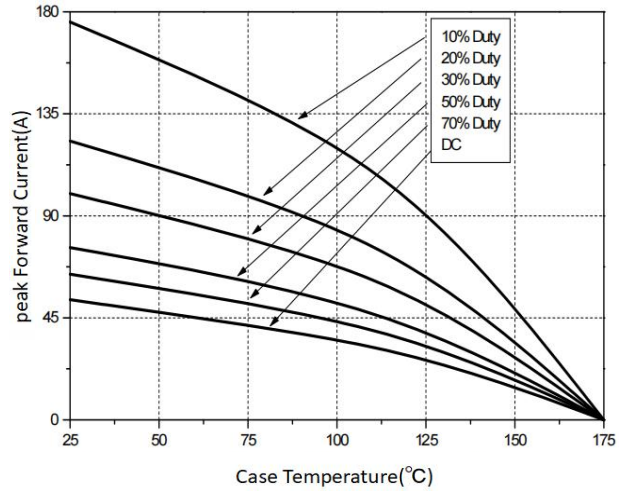
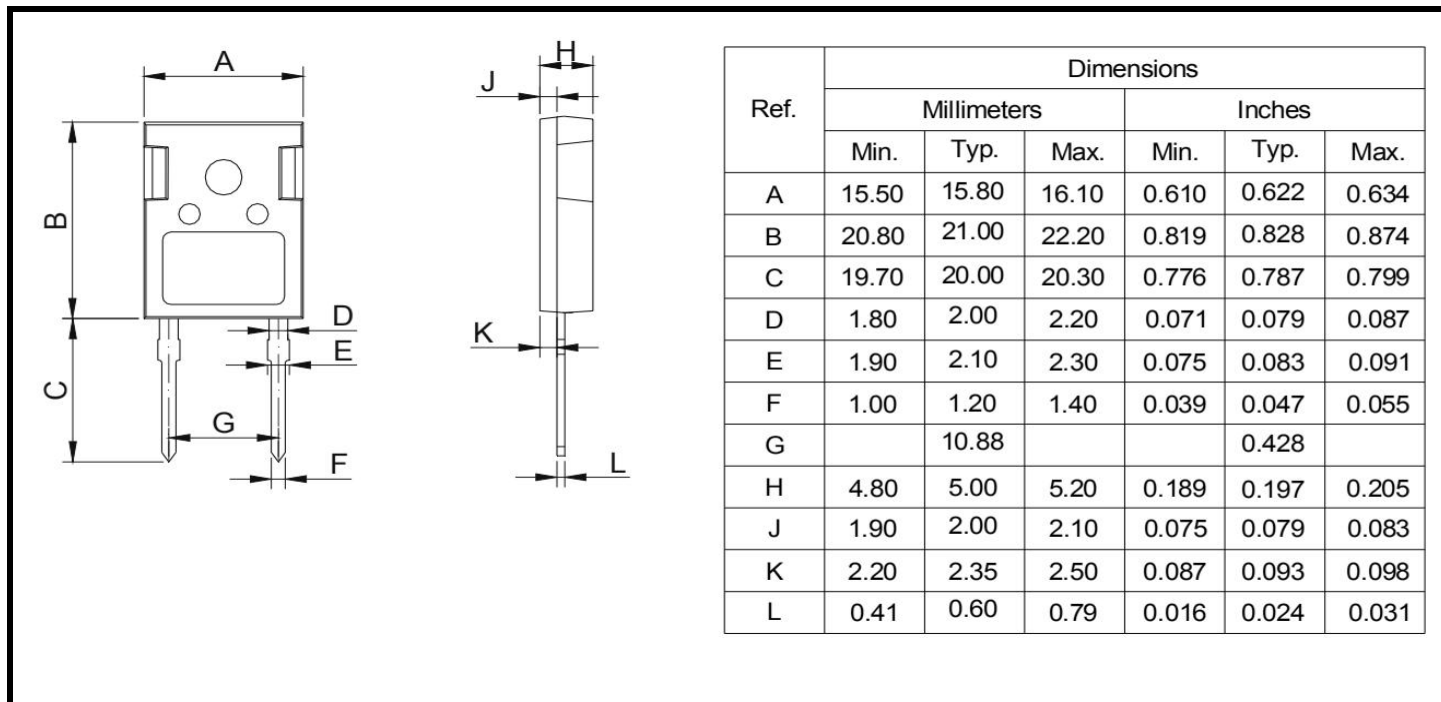


FIG.6: Current Derating



20A, 1200V SIC Schottky Rectifier
PACKAGE OUTLINE DIMENSIONS

PACKING INFORMATION

Package	Tube(PCS)	Inner Box(PCS)	Carton(PCS)
TO-247-2L	30	450	2,250