

Surface Mount Current Regulative Diodes

FEATURES

- 3V to 190V operating voltage between two terminals
- Low power loss, high efficiency
- Be paralleled for current extension.
- Negative temperature coefficient
- High temperature soldering guaranteed: 260°C/10 seconds
- RoHS compliant
- Halogen free

SMB



RoHS
COMPLIANT

HALOGEN
FREE

MECHANICAL DATA

- Case: SMB
- Case material: underwriters laboratory flammability classification 94V-0
- Polarity: indicated by cathode band

TYPICAL APPLICATION

General purpose use in LED Lighting, instrument and equipment, home appliance etc.

MAXIMUM RATINGS

$T_A=25^{\circ}\text{C}$ unless otherwise noted

Parameter	Symbol	Min.	Max.	Unit
Power Dissipation	P_D	-	1.2	W
Supply Voltage	V_S	3	190	V
Operating Junction Temperature Range	T_J	-55 to +150		$^{\circ}\text{C}$
Storage Temperature Range	T_{STG}	-55 to +150		$^{\circ}\text{C}$

ELECTRICAL CHARACTERISTICS

$T_A=25^{\circ}\text{C}$ unless otherwise noted

Type	Marking Code	Regulator Current $I_P @ V_T=20\text{V}$		Maximum Knee Voltage $V_K @ 0.8 \cdot I_{Pmin}$	Maximum Load Voltage $V_L @ 1.1 \cdot I_{Pmax}$
		Min.(mA)	Max.(mA)	(V)	(V)
AC15D190B	E15	12	18	3.2	190
AC20D190B	E20	16	24	3.5	190
AC30D190B	E30	27	33	4.8	190
AC40D190B	E40	36	44	6.0	190
AC60D190B	E60	54	66	7.0	190
AC80D190B	E80	72	88	8.0	190

Surface Mount Current Regulative Diodes

RATINGS AND CHARACTERISTIC CURVES

T_A=25°C unless otherwise noted

FIG.1: Regulator Current vs Temperature

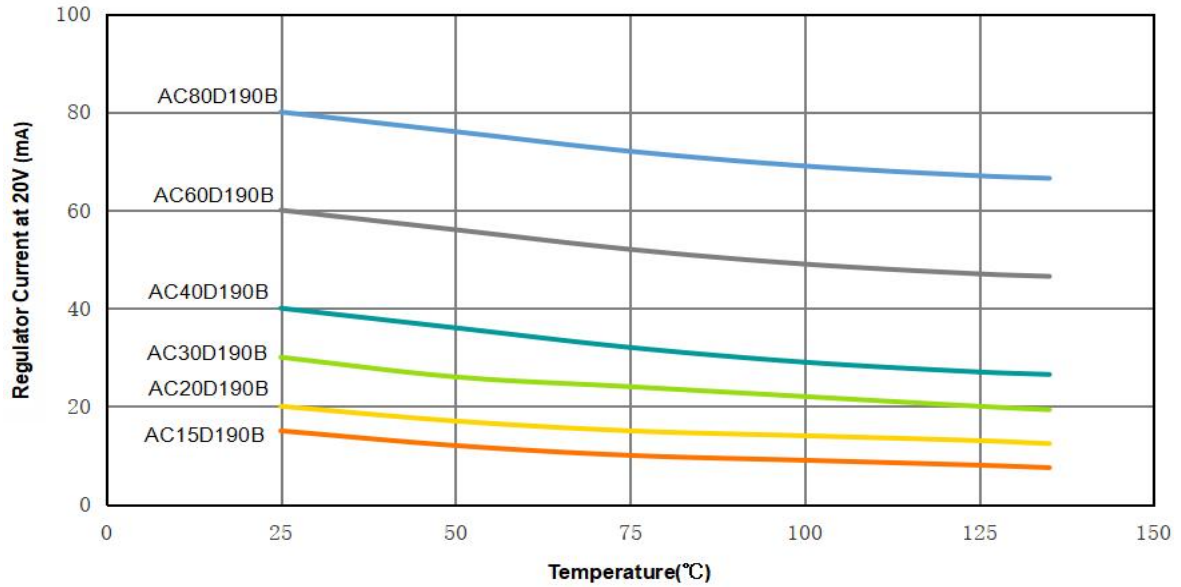
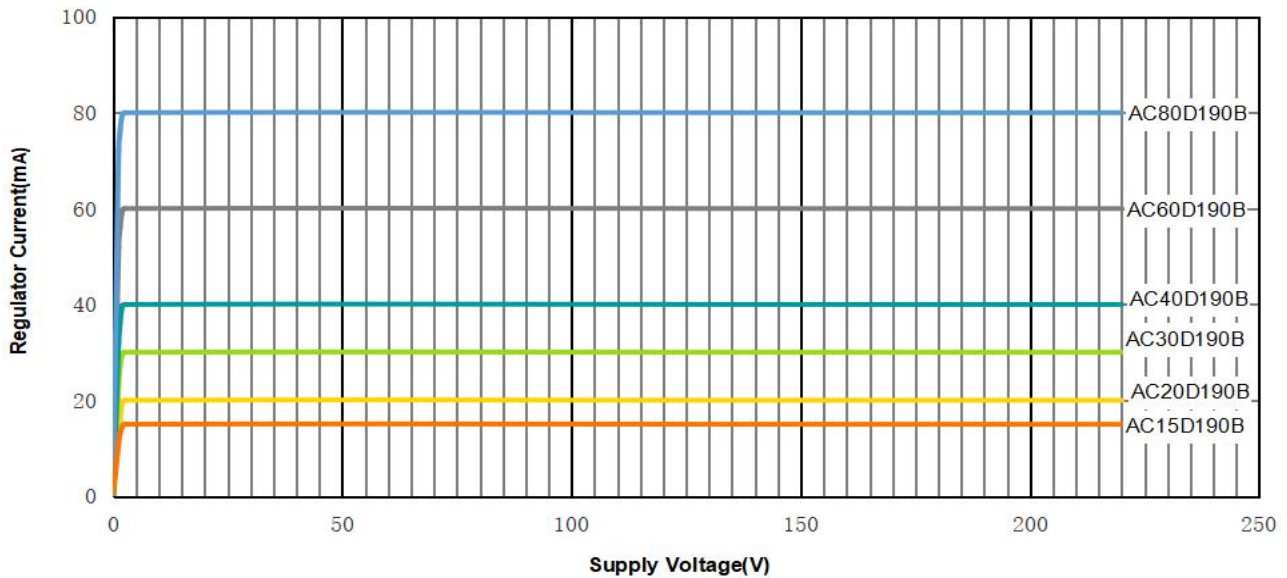
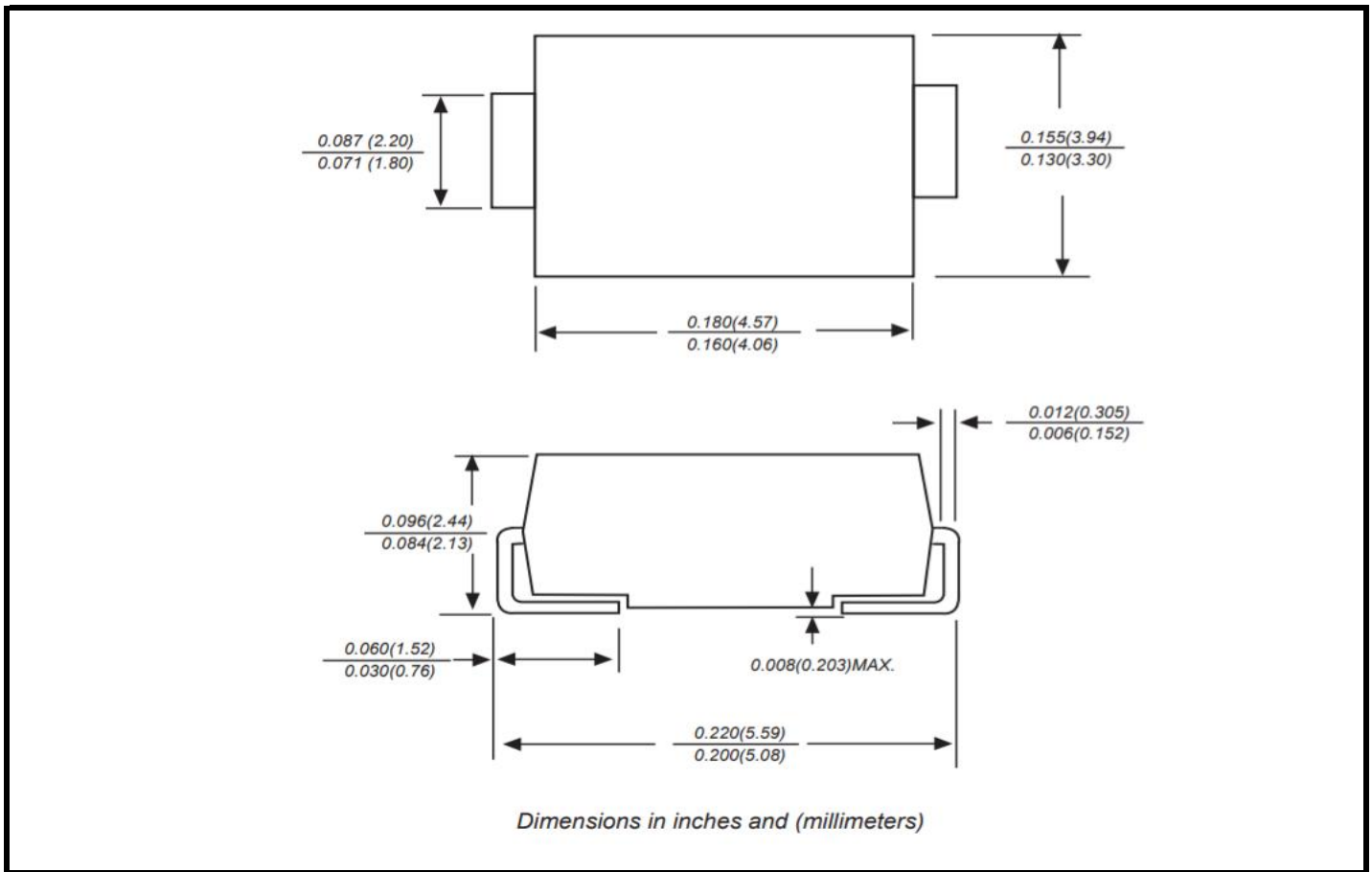


FIG.2: Regulator Current vs Supply Voltage



Surface Mount Current Regulative Diodes

PACKAGE OUTLINE DIMENSIONS



PACKING INFORMATION

Package	Reel(PCS)	Inner Box(PCS)	Carton(PCS)
SMB	3,000	6,000	48,000