

2A, 100V Low Forward Voltage Schottky Rectifier

FEATURES

- Planar MOS controlled diode
- Low forward voltage drop
- Low profile - max body height 0.9 mm
- Moisture sensitivity: level 1, per J-STD-020
- High temperature soldering guaranteed: 260°C/10 seconds
- RoHS compliant
- Halogen-free according to IEC 61249-2-21 definition

SOD-123HS



RoHS
COMPLIANT

HALOGEN
FREE

MECHANICAL DATA

- Case: SOD-123HS
- Case material: molding compound meets UL 94V-0 flammability rating
- Polarity: color band denotes cathode end

TYPICAL APPLICATION

For use of fast switching in RF module, lighting, cellular phone, portable device, power supplies and other consumer applications.

MAXIMUM RATINGS

T_A=25°C unless otherwise noted

Parameter	Symbol	Value	Unit
Repetitive Peak Reverse Voltage	V _{RRM}	100	V
Average Forward Rectified Current	I _{F(AV)}	2	A
Peak Forward Surge Current (8.3 ms single half sine-wave superimposed on rated load)	I _{FSM}	50	A
Operating Junction Temperature Range	T _J	-55 to +150	°C
Storage Temperature Range	T _{STG}	-55 to +150	°C

ELECTRICAL CHARACTERISTICS

T_A=25°C unless otherwise noted

Parameter	Test Conditions	Symbol	Value		Unit
			Typ.	Max.	
Forward Voltage@I _F =2A	T _A =25°C	V _F	0.72	0.75	V
	T _A =125°C		0.61	0.64	
Reverse Current @V _{RRM}	T _A =25°C	I _R	10	50	uA
	T _A =125°C		5	35	mA
Typical Thermal Resistance		R _{θJA}	250		°C/W

2A, 100V Low Forward Voltage Schottky Rectifier

RATINGS AND CHARACTERISTIC CURVES

$T_A=25^\circ\text{C}$ unless otherwise noted

FIG.1: Forward Output Current Derating Curve

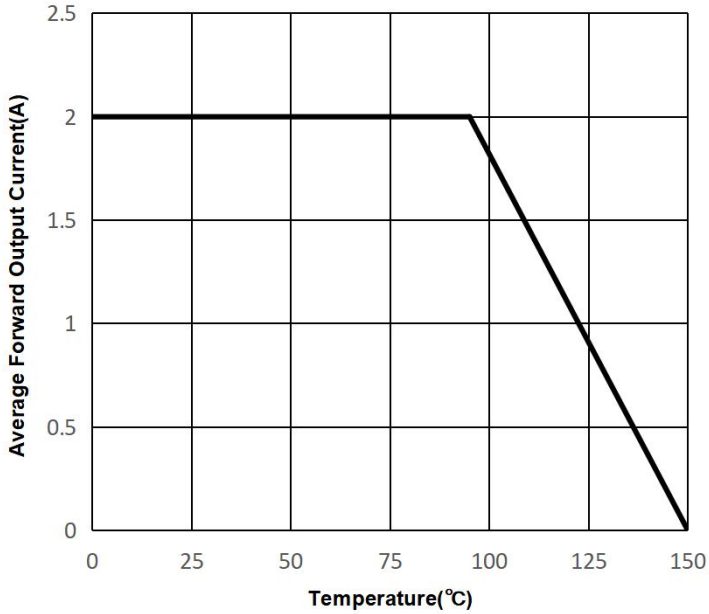


FIG.2: Maximum Non-Repetitive Peak Forward Surge Current

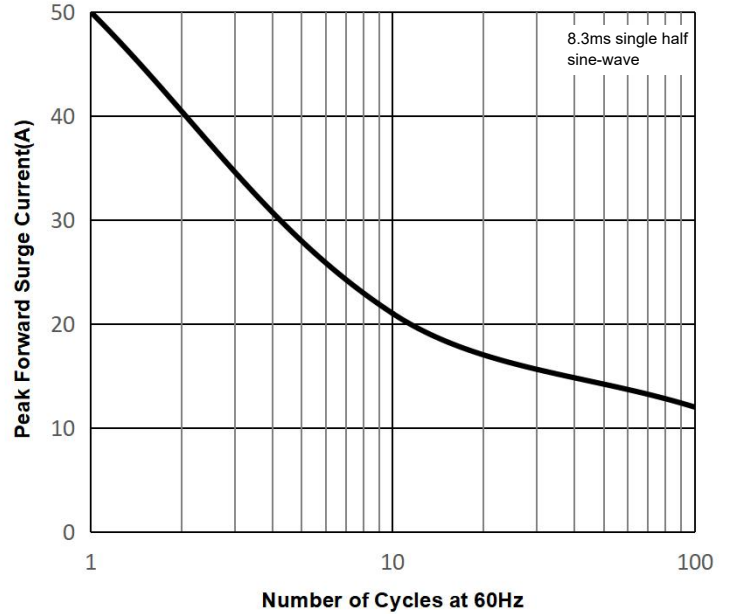


FIG.3: Typical Forward Characteristics

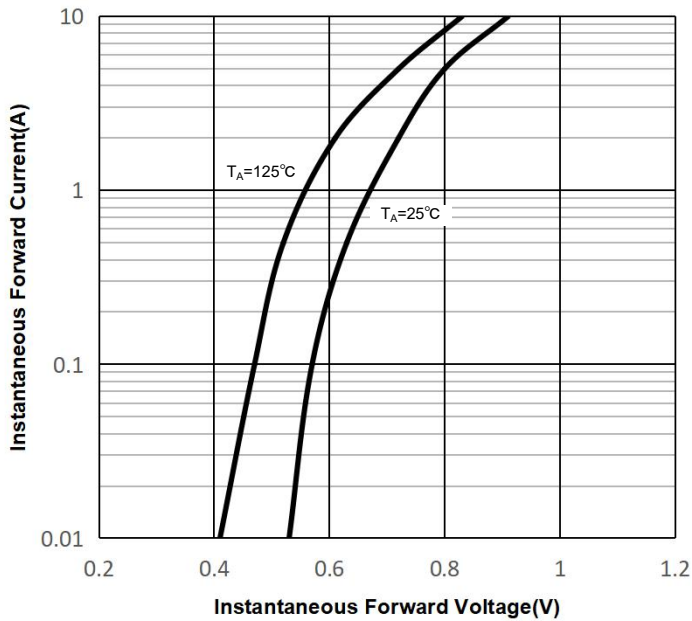
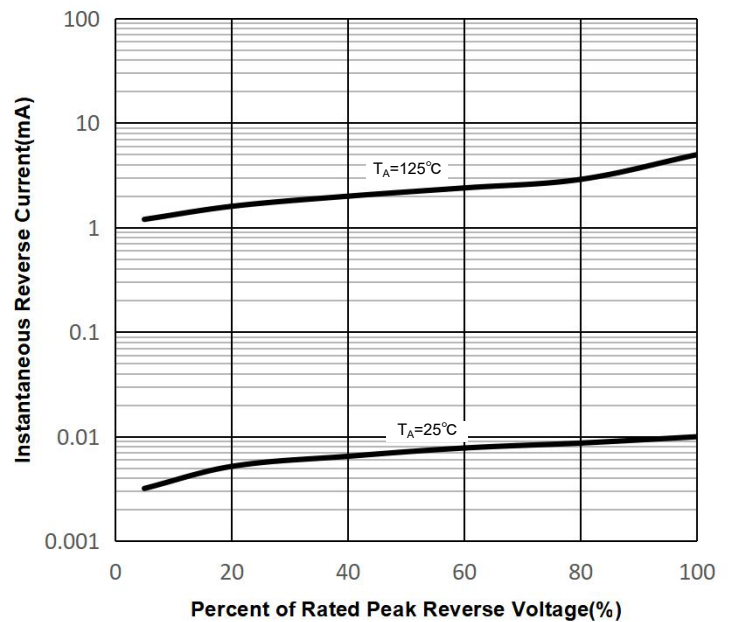
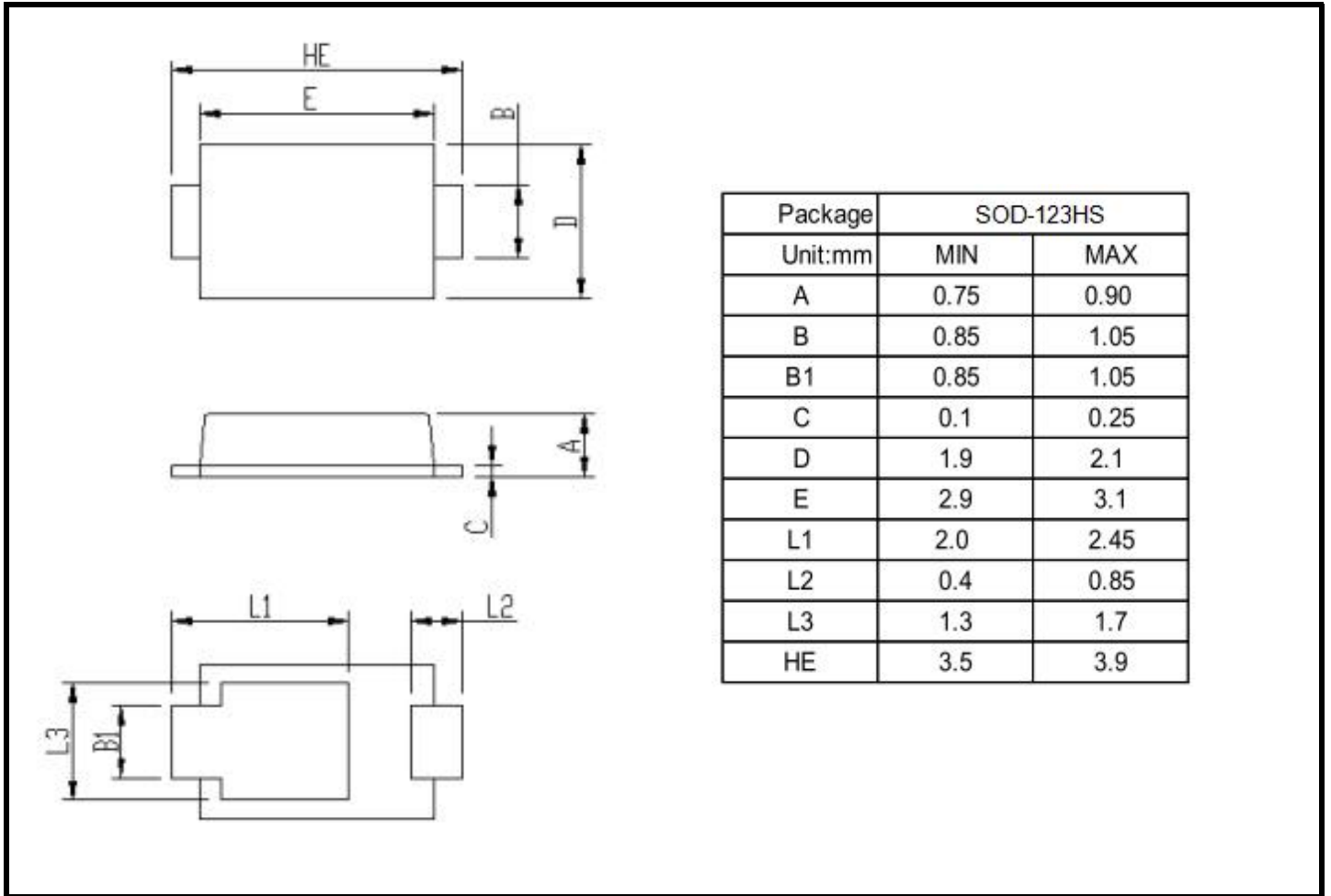


FIG.4: Typical Reverse Characteristics



2A, 100V Low Forward Voltage Schottky Rectifier

PACKAGE OUTLINE DIMENSIONS



PACKING INFORMATION

Package	Reel(PCS)	Inner Box(PCS)	Carton(PCS)
SOD-123HS	3,000	30,000	120,000