

# 3A, 45V Low Forward Voltage Schottky Rectifier

## FEATURES

- Ideal for automated placement
- Low power loss, high efficiency
- High surge current capability
- Moisture sensitivity: level 1, per J-STD-020
- High temperature soldering guaranteed: 260°C/10 seconds
- RoHS compliant
- Halogen-free according to IEC 61249-2-21 definition

**SMA**

**RoHS  
COMPLIANT**
**HALOGEN  
FREE**

## MECHANICAL DATA

- Case: SMA
- Case material: molding compound meets UL 94V-0 flammability rating
- Polarity: color band denotes cathode end

## TYPICAL APPLICATION

General purpose use in rectification for SMPS, lighting, adapter, charger, home appliance, office equipment and telecommunication.

## MAXIMUM RATINGS

$T_A=25^{\circ}\text{C}$  unless otherwise noted

Parameter	Symbol	Value	Unit
Repetitive Peak Reverse Voltage	$V_{RRM}$	45	V
Average Forward Rectified Current	$I_{F(AV)}$	3	A
Peak Forward Surge Current (8.3 ms single half sine-wave superimposed on rated load)	$I_{FSM}$	80	A
Operating Junction Temperature Range	$T_J$	-55 to +150	$^{\circ}\text{C}$
Storage Temperature Range	$T_{STG}$	-55 to +150	$^{\circ}\text{C}$

## ELECTRICAL CHARACTERISTICS

$T_A=25^{\circ}\text{C}$  unless otherwise noted

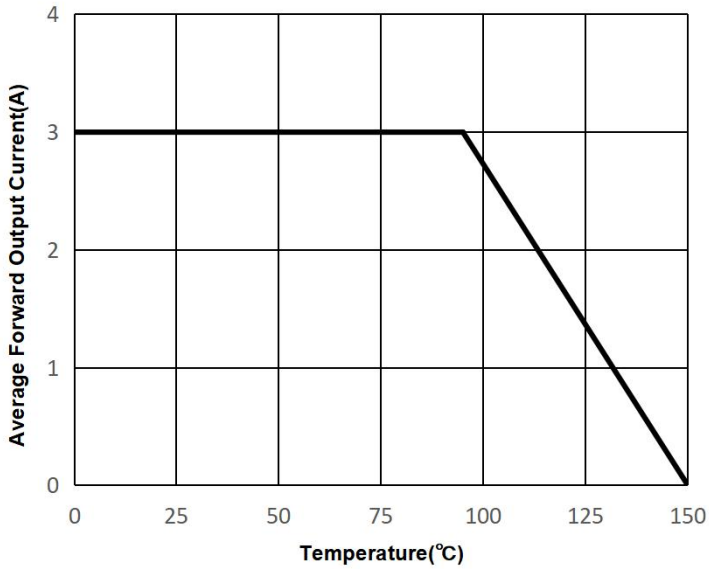
Parameter	Test Conditions	Symbol	Value		Unit
			Typ.	Max.	
Forward Voltage@ $I_F=3\text{A}$	$T_A=25^{\circ}\text{C}$	$V_F$	0.37	0.41	V
	$T_A=125^{\circ}\text{C}$		0.33	0.37	
Reverse Current @ $V_{RRM}$	$T_A=25^{\circ}\text{C}$	$I_R$	45	100	$\mu\text{A}$
	$T_A=125^{\circ}\text{C}$		30	70	mA
Typical Thermal Resistance		$R_{\theta JA}$	90		$^{\circ}\text{C}/\text{W}$

# 3A, 45V Low Forward Voltage Schottky Rectifier

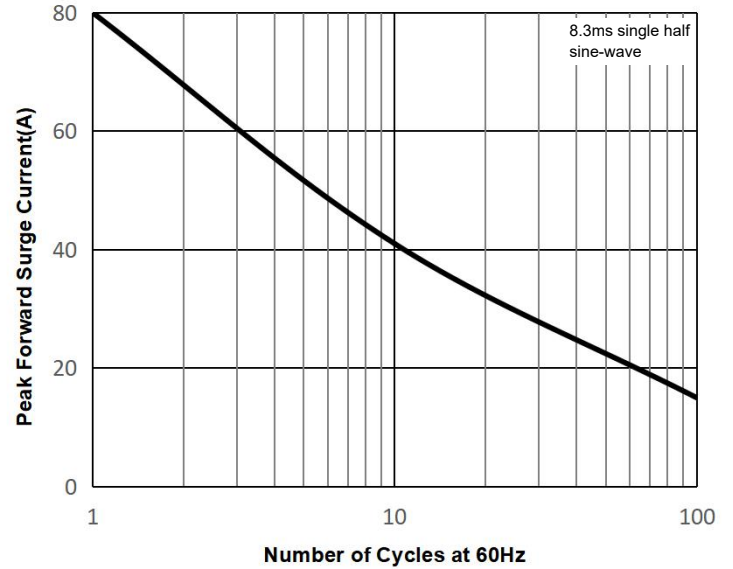
## RATINGS AND CHARACTERISTIC CURVES

$T_A=25^\circ\text{C}$  unless otherwise noted

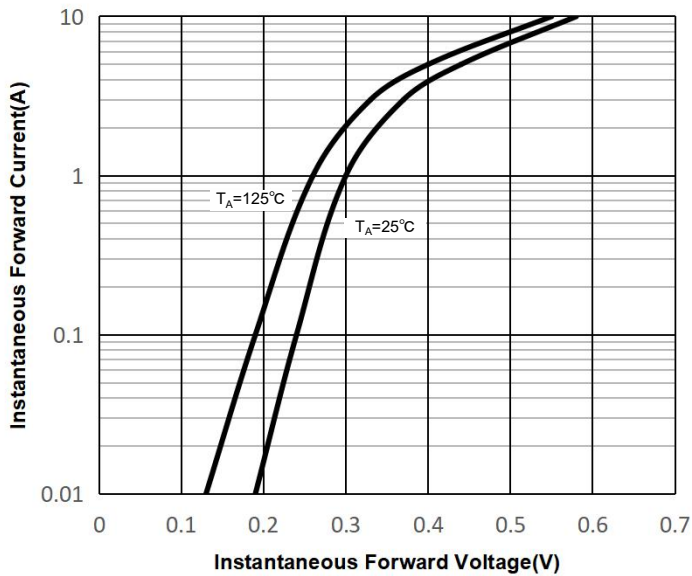
**FIG.1: Forward Output Current Derating Curve**



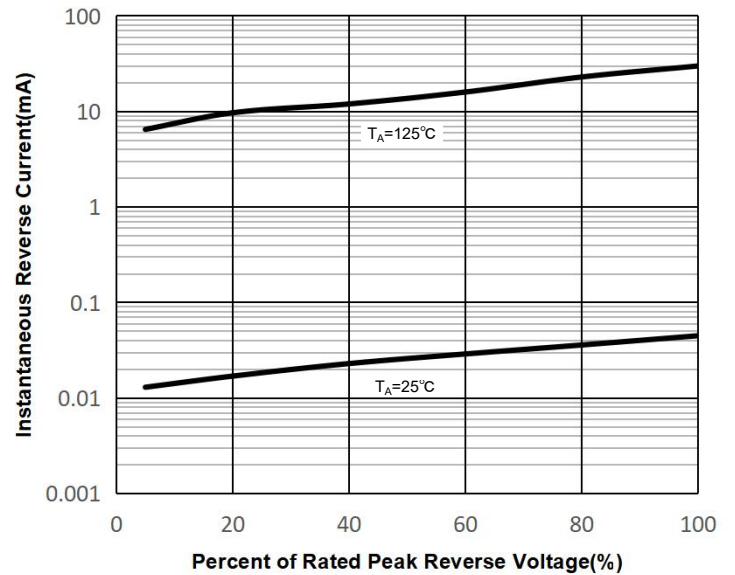
**FIG.2: Maximum Non-Repetitive Peak Forward Surge Current**



**FIG.3: Typical Forward Characteristics**

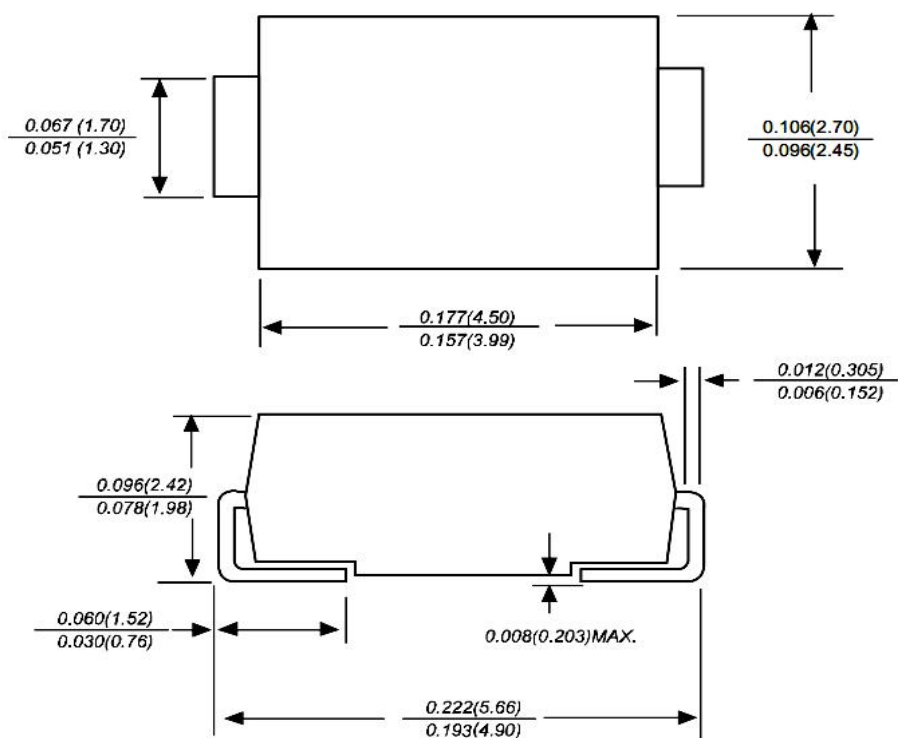


**FIG.4: Typical Reverse Characteristics**



# 3A, 45V Low Forward Voltage Schottky Rectifier

## PACKAGE OUTLINE DIMENSIONS



*Dimensions in inches and (millimeters)*

## PACKING INFORMATION

Package	Reel(PCS)	Inner Box(PCS)	Carton(PCS)
SMA	5,000	10,000	80,000