


10A, 300V Low Forward Voltage Schottky Rectifier

FEATURES

- Planar MOS schottky barrier diode
- Low forward voltage drop
- Low reverse leakage
- High temperature soldering guaranteed: 270°C/10 seconds
- RoHS compliant

DO-201AD

**RoHS
COMPLIANT**
**HALOGEN
FREE
AVAILABLE**

MECHANICAL DATA

- Case: DO-201AD
- Polarity: color band denotes cathode end
- Case material: molding compound meets UL 94V-0 flammability rating

TYPICAL APPLICATION

General purpose use in AC to DC wave rectification for SMPS, lighting, adapter, charger, home appliance, office equipment and telecommunication.

MAXIMUM RATINGS

$T_A=25^\circ\text{C}$ unless otherwise noted

Parameter	Symbol	Value	Unit
Repetitive Peak Reverse Voltage	V_{RRM}	300	V
Average Forward Rectified Current	$I_{F(AV)}$	10	A
Peak Forward Surge Current (8.3 ms single half sine-wave superimposed on rated load)	I_{FSM}	150	A
Operating Junction Temperature Range	T_J	-55 to +150	$^\circ\text{C}$
Storage Temperature Range	T_{STG}	-55 to +150	$^\circ\text{C}$

ELECTRICAL CHARACTERISTICS

$T_A=25^\circ\text{C}$ unless otherwise noted

Parameter	Test Conditions	Symbol	Value		Unit
			Typ.	Max.	
Forward Voltage@ $I_F=10\text{A}$	$T_A=25^\circ\text{C}$	V_F	0.92	1	V
	$T_A=125^\circ\text{C}$		0.8	0.85	
Reverse Current @ V_{RRM}	$T_A=25^\circ\text{C}$	I_R	1	10	μA
	$T_A=125^\circ\text{C}$		0.7	5	mA
Typical Thermal Resistance		$R_{\theta JA}$	50		$^\circ\text{C}/\text{W}$

10A, 300V Low Forward Voltage Schottky Rectifier

RATINGS AND CHARACTERISTIC CURVES

T_A=25°C unless otherwise noted

FIG.1: Forward Output Current Derating Curve

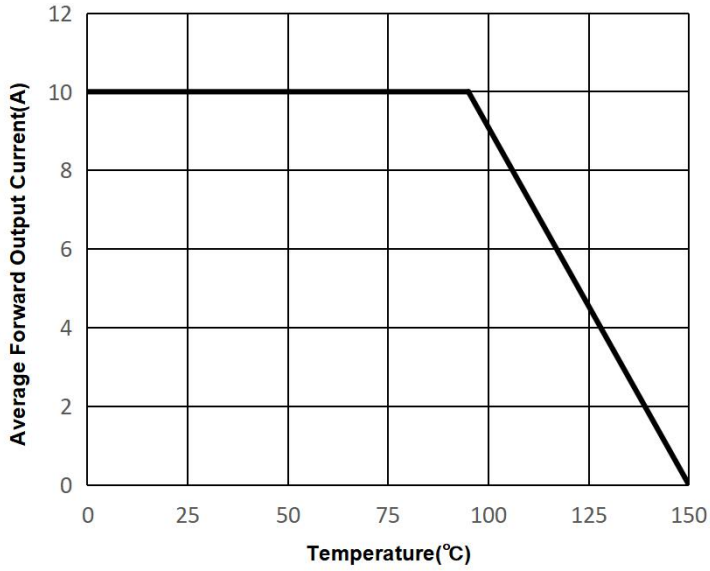


FIG.2: Maximum Non-Repetitive Peak Forward Surge Current

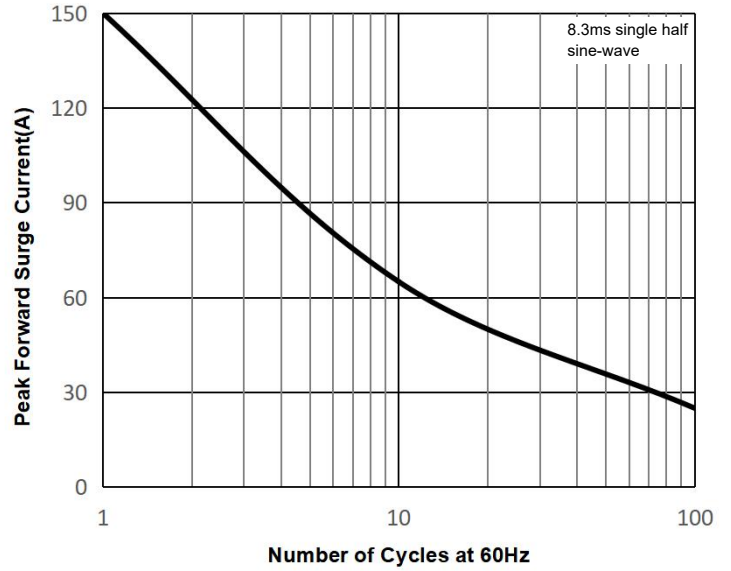


FIG.3: Typical Forward Characteristics

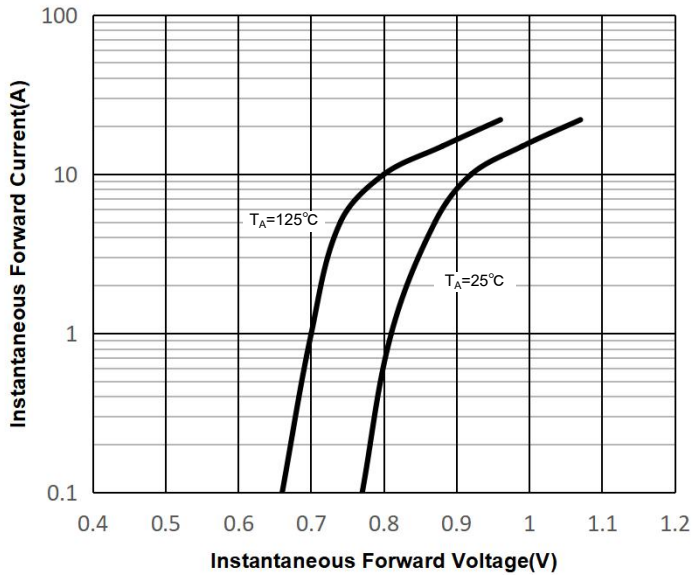
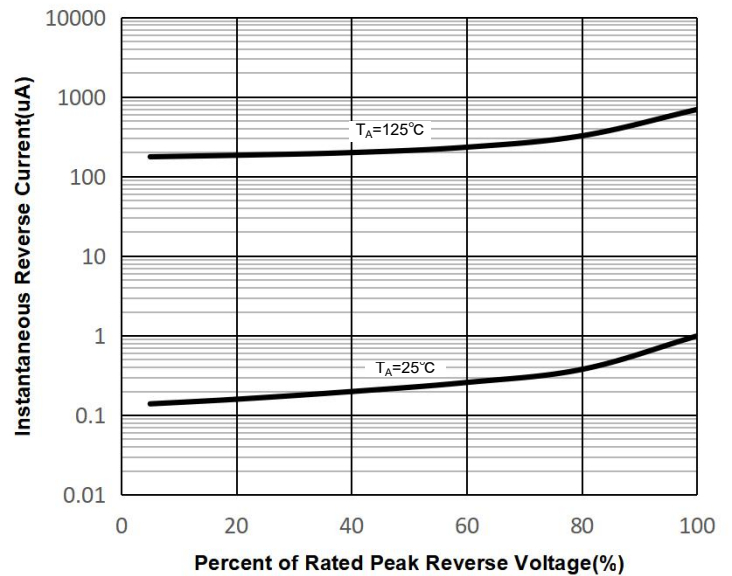
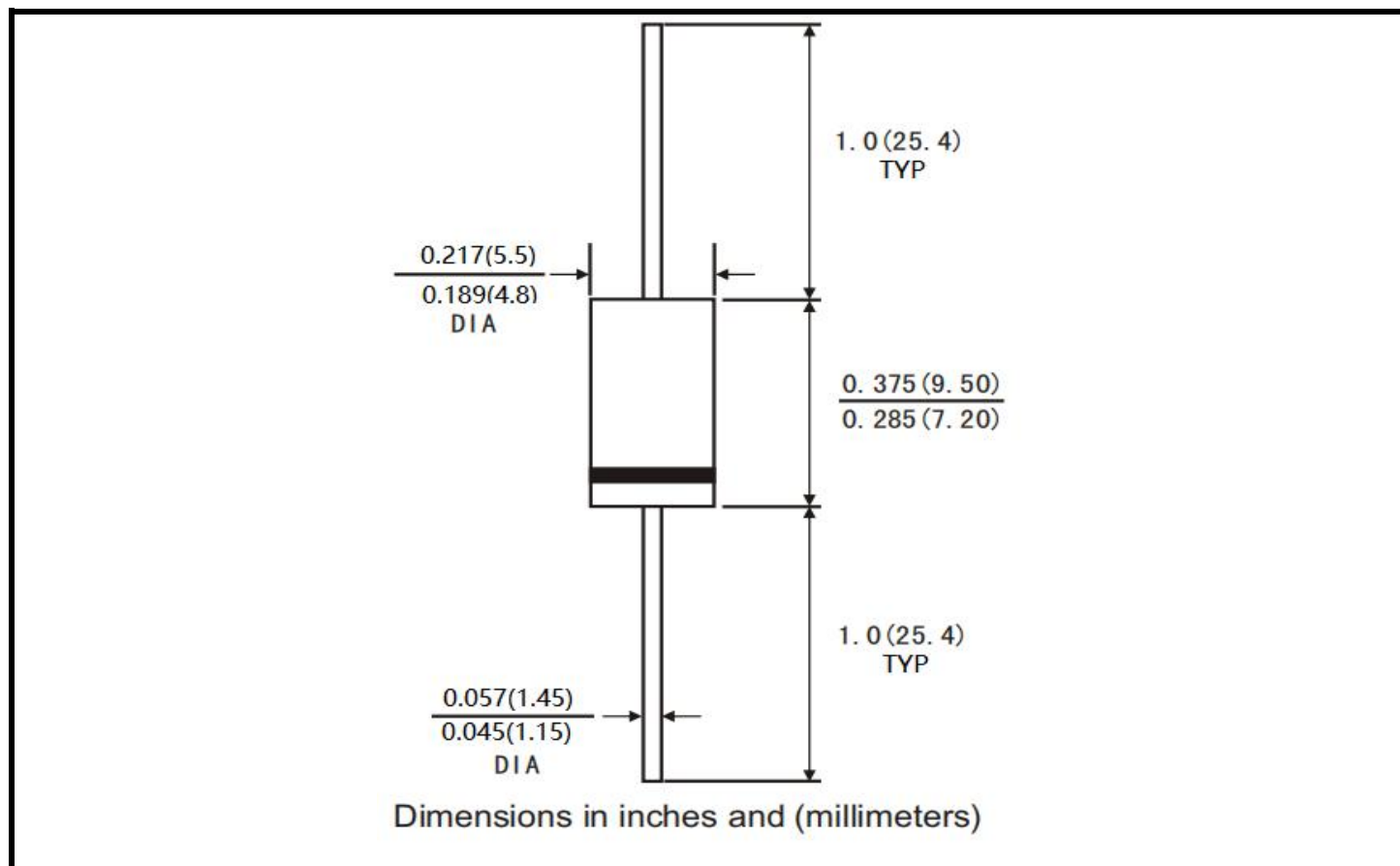


FIG.4: Typical Reverse Characteristics



10A, 300V Low Forward Voltage Schottky Rectifier

PACKAGE OUTLINE DIMENSIONS



PACKING INFORMATION

Package	Inner Box(PCS)	Carton(PCS)
DO-201AD	1,250	12,500